


DUPLEX PARKING SYSTEM

The Duplex Parking system can lift your car and double your parking space.



OVERVIEW

- The Duplex parking system can lift your car and double your car parking space
- Above ground parking system
- Single lifting column
- Ideal for residential and commercial use
- CE Approved Low voltage system with dead man switch


ABOUT

GENERAL DESCRIPTION

- Above ground parking system
- Double your car parking space
- Single lifting column 2500kg
- Capacity 1900mm lifting height with possibility to do to 2100mm

APPLICATION

- Residential buildings
- Hotels
- Office Buildings



KEY DIMENSIONS



REQUIREMENTS

Function: Electrohydraulic –
parachute valve – maximum carry
valve control – adjustable down
valve.

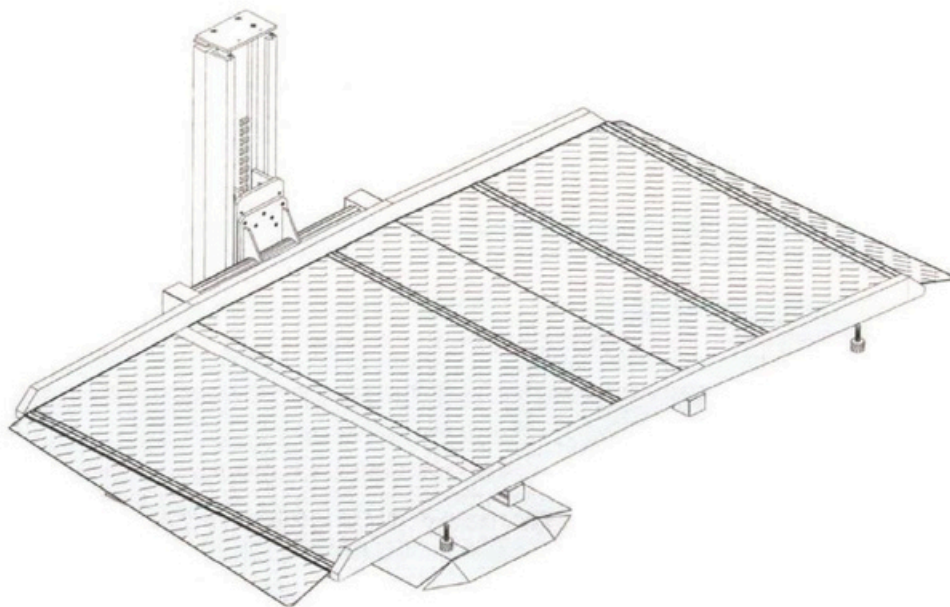
Vehicle Capacity: 2500kg

Available on Request:

- Increased lifting height to
- 2100mm Outdoor coating
- Custom RAL colours

Motor	Single phase 224V 15a
Capacity	2500kg
Controls	24V low voltage system with Deadman system
Max Lifting Height	1900mm (possibility to increase to 2100mm)
Lifting Platform Dimensions	4000mm L x 1840mm W
Overall Width	2615mm
Column Width	330 x 250mm
Column Height	2300mm the specification maybe changed to your requirements.

LOAD FORCES



Loading on the ground x 2000kg = 10,45 KN/MQ

Loading on the ground x 2000kg = 13,06 KN/MQ

Car Stackers Australia	SCALE: 1:20		PLATFORM: 1840/1900/2000/2100 LENGTH: 4200 – 950 kG RAISE: 1840/1900/2000/2100 COLUMN: 2400/2500/2600/2700	TOTAL DIM: 590+UP X 4200
DUPLEX PARKING SYSTEM	DATE: 002 DEL 14/09/04			VIEW 3 D
				NR. REF : SD 900

SERVICE & MAINTENANCE

Regular service and maintenance is recommended on your machine. Service Division Australia offer periodical service and maintenance agreements.



MACHINE DIMENSIONS

